




Phonics Screening Check 2020



What is the Phonics Screening Check (PSC)?

- The phonics screening check is a quick and easy check of your child's phonics knowledge.
- It helps the school confirm whether your child has made the expected progress. The national phonics screening check was introduced in 2012 to all Year 1 pupils in the country.
- It consists of 40 words that must be read one-to-one to a teacher.
- It is a combination of real and non-words.

What is the Phonics Screening Check (PSC)?

The Phonic Screening Check is NOT a reading test.

It is a short, statutory assessment to ensure that children are making sufficient progress in the phonics skills to read words and are on track to become fluent readers who can enjoy reading for pleasure and for learning.

Example of real words included:

in

at

beg

sum

grand

cloaks

scrap

strike

Glossary

v = vowel - a,e,i,o,u

c = consonant - the other letters e.g. b,c,d,f,g

vc words = a word with one vowel followed by one consonant e.g. in

digraph - one sound made by two letters
e.g. oo or sh

trigraph - one sound made by three letters
e.g. igh

Structure and Content

The PSC is divided into two sections

Section 1

A variety of simple word structures

CVC - cat

VCC - ant

CCVC - step

CVCC - past

using single letters (a, b, c and so on), some consonant digraphs (ch, ck, ff, ll, ng, sh, ss, th, zz) and frequent and consistent vowel digraphs (ar, ee, oi, oo, or)

Structure and Content

Section 2

This will contain a variety of more complex word structures (CCVCC - *stand*, CCCVC- *scrap*, CCCVCC- *spring* and two syllable words) with some additional consonant digraphs (ph, wh), some less frequent and consistent vowel digraphs including split digraphs (a-e, e-e, i-e) and trigraphs (air, igh).

What are non-words (also called pseudo words)?

Non-words (or nonsense words, or alien words) are a collection of letters that will follow phonics rules your child has been taught, but don't mean anything - your child will need to read these with the correct sounds to show that they understand the phonics rules behind them.



Non-words

ot



vap



osk



ect



braft



thrant



sprop




strow



Why have non-words been included?

Non-words are new to all children and therefore test their ability to decode words. This means that they do not favour children with good vocabulary or visual memory of words, therefore the check tests them on their ability to use phonics to read words.



Non-words

All non-words in the screening check are accompanied by a picture of an imaginary creature to provide a context for the pupil (naming the type of imaginary creature)

This is to ensure that they are not trying to match the non-word to a word in their vocabulary.



How will the Phonics Screening Check be carried out?

- Prior to the PSC children will be shown practice sheets with examples of real and non-words. Therefore, when they come to take the PSC the materials will be familiar to them.
- The PSC will be carried out by a teacher familiar to the child
- It will occur in a comfortable, noise free and well lit environment away from distractions.

How will the Phonics Screening Check be carried out?

- There is no time limit for the PSC but it normally takes between 4 and 9 minutes per child
- If the teacher administering the PSC believes a child is finding it difficult to concentrate during the PSC then rest breaks may be taken when needed
- Modifications may be made to the PSC to suit the individual needs of children e.g. font size, reducing the number of words on each page.

How are we helping children to prepare for the PSC?

- Daily focused Phonics lessons planned specifically for the phase that the children are currently at.
- Phonics assessments are carried out every Cycle to assess which Phase each child is at. Children should reach Phase 6 by the end of Year 2
- Individual and small group reading with children - they are encouraged to decode unfamiliar words using their phonic knowledge
 - Spellings to learn.

How are we helping children to prepare for the PSC?

Interactive games are used to encourage children to decode words using their phonic knowledge and then decide whether it is a real or fake word.

http://www.phonicsplay.co.uk/PicnicOnPlut_o.html



How are we helping children to prepare for the PSC?

Reading Eggs:

Children access animated online lessons where they learn essential reading and phonics skills. The variety of fun activities within each lesson provides the repetition needed for these skills to become part of the child's long term memory.



Useful Websites and Phonic Games



<http://www.phonicsplay.co.uk/BuriedTreasure2.html>



<http://www.phonicsplay.co.uk/DragonsDen.html>

[Home](#)
[What is Letters and Sounds?](#)
Phase 1
[Phase 1 Introduction](#)
[Phase 1 Resources](#)
[Phase 1 Games](#)
Phase 2
[Phase 2 Introduction](#)
[Phase 2 Resources](#)
[Phase 2 Games](#)
Phase 3
[Phase 3 Introduction](#)
[Phase 3 Resources](#)

Phase 4 Games

These free online games are all aimed at Phase Four of the Letters and Sounds phonics programme. Click on a picture to play - all games open in a new window.

Blending Bingo

First print off the bingo cards which are available in PDF format. Then for Phase Four you can choose whether you want CVCC words or CCVC words. Every time you click the "pull" button you will get a new word to blend. ICT Games.

Dragons' Den

At the start of the game you can choose which letter sets to work with, or you can even enter your own word list. You have to give the eggs with real words on to the green dragon and those wit made up words to the red dragon. Here are some useful [teaching ideas](#) for the game from Phonics Play.

<http://www.letters-and-sounds.com/phase-4-games.html>

How can parents support their children prepare for the PSC?

- Let your child see you enjoying reading yourself - they are influenced by you and what you value!
- Immerse your child in a love of reading: share books and magazines with your child, take them to the library to choose books, read to them regularly, point out texts around you, e.g. in the street etc.
- Make time for your child to read school books to you regularly - encourage them by pointing to the words and ask them about the story they are reading.
- Use phonics play www.phonicsplay.co.uk. This is a website which is packed with interactive phonics games to help children to learn to hear sounds and blend sounds. We use this in school and some aspects of it are free to use at home.
- Word games e.g. I Spy, Word Snap, Buried Treasure.
- Making up non-words of their own using the sounds in their Phonics Pack.

How will I know if my child has met the PSC standard?

The school will inform you before the end of the Autumn Term.

What does this mean?

They have a secure knowledge of the phonic content that has been taught in Year 1 and they are able to apply it when reading.

In 2019 this meant that children had read at least **32** out of **40** words correctly.

What happens if my child does not meet the PSC standard?

- Your child will receive further support in Year 2 including small group work and 1:1 catch up programmes, if necessary
- Phonic unit times focus on consolidating the Phase 3 and 5 sounds, as well as introducing the new Phase 6 content.
- At the end of Year 2 your child will be re-tested to check that they have met the standard set by the government.

Any questions?

Feel free to send in any
questions via email

or

See phonics section on
www.education.gov.uk for
further information